

HAIG


ON

TRIAL

HERO?

BUTCHER?

BUNGLER?



i C H



THE TRIAL OF DOUGLAS HAIG



Trial - to decide if General Haig deserves the title ... 'The Butcher of the Somme.'



The year is 1925 ... and the memories of the celebrations post World War 1 have faded away. Historians have begun to look more closely at how the war was won, fought and at what cost. As the man partly responsible for the victory but also the deaths of so many British soldiers - eyes are now on General Douglas Haig.

- Those who defend Haig, do so passionately and have many points of argument.

- Those who attack him do so on several fronts too.

Haig will stand trial for his decisions and actions during the First World War.

Douglas Haig is accused of being 'The Butcher of the Somme' ... how will the jury rule?

 <div style="display: inline-block; text-align: center;"> <div style="background-color: #4a90e2; color: white; padding: 5px; border: 1px solid black;">The Judge</div> <div style="background-color: #ffc107; padding: 5px; border: 1px solid black;">The Jury</div> </div> 		
Prosecution	Trial Outline - adapt as required	Defence
Lawyer 1	1 - Opening Statements	Lawyer 1
A. Livesy - Historian	2 - The Character of Haig	Haig's Son
General Gough	3 - Haig's Tactics	P. Hart - Historian
New Zealand Officer	4 - Leadership Style	British Soldier
British Officer	5 - The Casualties	German Officer
Dead Soldier's Mum	6 - Shouldering the Burden	Douglas Haig
David Lloyd George	7 - The Man Who Won The War	John D. Clare
Whole Team	8 - Debate Hero or Butcher? + Jury Questions?	Whole Team
Lawyer 2	9: Closing Statements	Lawyer 2

Judge - Teacher?



Your role is to organise the courtroom, control the debate, introduce people + make sure that each team listens to the other. Listen to and rule on lawyer objections.

Jury

Your role is to listen carefully and make the final decision about Haig based on what you see and hear in the trial. Be in the lookout for any lies that may be told during the trial and deduct points if necessary!



Lawyers - 2 per team ?



Your role is to question your own witnesses and cross examine those from the opposing team. You may raise **OBJECTIONS** if the opposing lawyer is asking unfair questions or going off topic. Don't forget your suit!

Witnesses

Learn about your character and prepare a persuasive (exaggerated?) testimony with your team lawyer. Be ready to face a cross examination from the opposing lawyer. Bring evidence to show to the jury such as photos, letters, or documents.



Ministers of Propaganda

Your role is to create and display propaganda posters around the classroom / school. These should be attacking or defending Haig as appropriate. The aim is to persuade the jury even before the trial starts.

Don't forget to use the propaganda devices + keep in mind - effective propaganda is simple and stirs emotion.

Prosecution Witnesses



Witness questions are suggestions only - adapt as needed (stay within the scope : focus of the round)

2 - Anthony Livesy

You have studied the First World War to great depth + wrote a book ... 'The Great Battles of World War 1. '

Work with your lawyers on these types of questions

- 1- Haig was too optimistic wasn't he?
- 2 - What were the consequence of this optimism?
- 3 - Could Haig be described as stubborn rather than optimistic?
- 4 - Another question about a weakness in his character?

You may bring evidence to give to show to the jury, e.g. a photo, letter or something else. Beware, the opposing lawyer may cross examine you and challenge your answers. The jury will also be looking to see if you are telling lies and will deduct points if you do - Don't forget to dress for the occasion!




3 - General Gough

You were a British general + worked closely with Haig. You reported directly to Haig and offered him advice + support before + during the Somme Offensive.

Work with your lawyers on these type of questions:

- 1 - Did you think that artillery would break the barbed wire?
- 2 - Haig is a cavalryman isn't he - why was this a problem during WW1?
- 3 - Did you think attacking at the Somme was a good idea at the time?
- 4 - Did you offer any advice to General Haig- did he listen to you?

You may bring evidence to give to show to the jury, e.g. a photo, letter or something else. Beware, the opposing lawyer may cross examine you and challenge your answers. The jury will also be looking to see if you are telling lies and will deduct points if you do - Don't forget to dress for the occasion!



4 - New Zealand Officer

Find the name of a real New Zealand officer who fought at the Somme. Give your account of what you and your men thought about the generals who fought the war from cosy houses away from the trenches.

Work with you lawyers on these types of questions:

- 1 - What was it like living in the trenches ?
- 2 - Did General Haig come to the trenches very often?
- 3 - What did the other soldiers say about him as a leader?
- 4 - Do you feel that Haig understood what it was like living in the trenches?

You may bring evidence to give to show to the jury, e.g. a photo, letter or something else. Beware, the opposing lawyer may cross examine you and challenge your answers. The jury will also be looking to see if you are telling lies and will deduct points if you do - Don't forget to dress for the occasion!




5 - British Officer

Find the name of a real British officer who served under Haig at the Somme. Give your account of your experiences leading men over the top.

Work with your lawyers on these type of questions:

- 1 - Did you think going over the top was a good plan?
- 2 - What happened to the men as they went over?
- 3 - How many men died on the first day of the Somme?
- 4 - How many men died under Haig's command - do you blame him for this?

You may bring evidence to give to show to the jury, e.g. a photo, letter or something else. Beware, the opposing lawyer may cross examine you and challenge your answers. The jury will also be looking to see if you are telling lies and will deduct points if you do - Don't forget to dress for the occasion!



6 - Soldier's Mum

Your son fought and died at the Battle of the Somme.

Work with you lawyers on these types of questions:

- 1- What was your son's name ?
- 2 - How old was your son when he died ?
- 3 - Did Haig ever contact you or other families about the deaths of loved ones?
- 4 - Do you blame Haig for the death of your son ?

You may bring evidence to give to show to the jury, e.g. a photo, letter or something else. Beware, the opposing lawyer may cross examine you and challenge your answers. The jury will also be looking to see if you are telling lies and will deduct points if you do - Don't forget to dress for the occasion!




7 - Lloyd George

You were the British Prime Minister during the First World War. Although you backed Haig publicly during the war privately you had many concerns about him.

Work with you lawyers on these types of questions:

- 1 - Why did you show support to Haig during the war?
- 2 - What concerns did you have about Haig's command ?
- 3 - Do you think the Battle of the Somme helped win the war ?
- 4 - Do you think Haig was an important factor in winning the war ?

You may bring evidence to give to show to the jury, e.g. a photo, letter or something else. Beware, the opposing lawyer may cross examine you and challenge your answers. The jury will also be looking to see if you are telling lies and will deduct points if you do - Don't forget to dress for the occasion!



Defence Witnesses



2 - George Haig

George Haig is your father. You are upset by the criticisms of your father and have the chance to show a side to him that most have never seen or heard.



Work with your lawyers on these types of questions

- 1 - Was he a good father?
- 2 - How would you describe the character of your father - is he uncaring?
- 3 - What kind of things does your father enjoy doing in his leisure time?
- 4 - Are you upset by the things people have said about him?

You may bring evidence to give to show to the jury, e.g. a photo, letter or something else. Beware, the opposing lawyer may cross examine you and challenge your answers. The jury will also be looking to see if you are telling lies and will deduct points if you do - Don't forget to dress for the occasion!

4 - British Soldier

Find the name of a real British soldier who fought at the Somme. Give your account of what you and your fellow soldiers thought about General Haig.



Work with you lawyers on these types of questions:

- 1 - What was it like living in the trenches ?
- 2 - Do you think Haig and other leaders should have been in the front line?
- 3 - Did you ever meet Haig ? If so what did you think of him ?
- 4 - What would have happened if Haig had not sent men over the top?

You may bring evidence to give to show to the jury, e.g. a photo, letter or something else. Beware, the opposing lawyer may cross examine you and challenge your answers. The jury will also be looking to see if you are telling lies and will deduct points if you do - Don't forget to dress for the occasion!

6 - Douglas Haig

You were the Allied Field Marshall during World War

1. This is your chance to defend yourself and explain what it felt like to HAVE to send men to their deaths.




Work with you lawyers on these types of questions:

- 1 - A lot of men died under your command didn't they?
- 2 - Do you ever think about this, how do you sleep at night, nightmares?
- 3 - It takes a strong man to shoulder such a burden doesn't it ?
- 4 - Is there anything else you would like to say to those calling you a 'butcher'?

You may bring evidence to give to show to the jury, e.g. a photo, letter or something else. Beware, the opposing lawyer may cross examine you and challenge your answers. The jury will also be looking to see if you are telling

3 - Peter Hart

You have studied the First World War to great depth and wrote a book called 'The Somme'. Find out about his views on Haig's tactics.



Work with your lawyers on these type of questions:

- 1 - Why did Haig send men over the top with heavy equipment?
- 2 - Were Haig's tactics too inflexible, did he try new ideas?
- 3 - What was a war of attrition - was Haig successful in this tactic?
- 4 - Any other remarks about Haig's tactics used during the Somme?

You may bring evidence to give to show to the jury, e.g. a photo, letter or something else. Beware, the opposing lawyer may cross examine you and challenge your answers. The jury will also be looking to see if you are telling lies and will deduct points if you do - Don't forget to dress for the occasion!

5 - German Officer

Find the name of a real German officer who fought against the Allied forces at the Somme. Give your account of your experiences and losses during these months.



Work with your lawyers on these type of questions:

- 1 - You almost had the French lines broken at Verdun didn't you?
- 2 - How many soldiers did you lose at the Somme ?
- 3 - Why were your casualties so high ?
- 4 - Were these losses sustainable and damaging to your war effort?

You may bring evidence to give to show to the jury, e.g. a photo, letter or something else. Beware, the opposing lawyer may cross examine you and challenge your answers. The jury will also be looking to see if you are telling lies and will deduct points if you do - Don't forget to dress for the occasion!

7 - John D Clare

You are a historian, author and founder of the website JohnDclare.net. Find out about him and his views on Haig's contribution to winning the war.




Work with you lawyers on these types of questions:

- 1 - It is easy to attack Haig using hindsight isn't it?
- 2 - How effective were Haig's tactics at the Somme ?
- 3 - Do you think the Somme Offensive helped win the war ?
- 4 - Is there anything Haig could have done differently ?

You may bring evidence to give to show to the jury, e.g. a photo, letter or something else. Beware, the opposing lawyer may cross examine you and challenge your answers. The jury will also be looking to see if you are telling lies and will deduct points if you do - Don't forget to dress for the occasion!

Team Lawyers



To do

Work with my witnesses and prepare answers

To do

Prepare evidence to show the jury

To do

Prepare to cross examine opposing witnesses

To do

Write and practise opening and closing statements

Opening statement notes:

My witness notes:

Opposing Witness Notes:

1

1

2

2

3

3

4

4

5

5

6

6

Closing statement notes:

Don't Forget

Raise OBJECTIONS during the trial.
EG - Opposing witness of 'off topic'

Don't Forget

The phrase "no further questions"

Don't Forget

To pitch to the jury not to the judge.

Check

Evidence?
Witness Props?
Briefcase?

Team Jury

Suggested Instructions + Scorecard

- 1 - Select a presiding juror who will deliver the final verdict.
- 2 - Decide how you will reach a verdict - vote, rounds won, high score, other?
- 3 - What happens in the event of a hung jury?
- 4 - Check you know the meanings of the words posted to the right.
- 5 - Create a plan to turn the classroom into a courtroom- include places for the judge, jury, lawyers ,a witness stand and witness chairs.
- 6 - Find the answers to trial questions below.
- 7 - Prepare 5 'fair' questions to ask each team as part of Round 8.



During the trial you must listen very carefully. You should put any opinions about Haig to one side and judge only on what you see and hear during the trial. You should also be looking out for witnesses who may be telling lies or giving information that is incorrect. Give a lower score for shaky testimony or outright lies. Find out the answers to the questions outlined below so you can judge if witnesses answer accurately and are credible. You may award two 'dramatic' bonus points per round for teams that play their parts well and / or bring props to or wear costumes during the trial. Similarly, reward participation bonus in the debate round for teams that have more people debating.

You must be comfortable that witnesses are not committing perjury - find out the answers questions below before the trial starts.										
	1 - Opening Statements	2 - The Character of Haig	3 - Haig's Tactics	4 - Haig's Leadership	5 - The Casualties	6 - Shouldering The Burden	7 - Haig Won the War	8 - Debate Round	9 - Closing statements	10 - Total
Check Prosecuting questions	✗	Find 3 positive things about his character	It is said Haig was a 'cavalryman' - what did this mean?	Did Haig EVER go into the trenches?	How many Allied soldiers died at the Somme?	Did Haig ever contact the families of the dead?	Why did Lloyd George support Haig in public during the war?	✗	✗	✗
Check Defending Questions	✗	Find there negative things about his character	Did Haig try new tactics other than sending men over the top?	What is a 'Chateaux General'?	How many German soldiers died at the Somme?	Did Haig ever show remorse or say he was sorry for so many deaths?	What did Haig think about using tanks?	✗	✗	✗
Prosecution Score	: 10 Dramatic bonus : 2	: 10 Dramatic bonus : 2	: 10 Dramatic bonus : 2	: 10 Dramatic bonus : 2	: 10 Dramatic bonus : 2	: 10 Dramatic bonus : 2	: 10 Dramatic bonus : 2	: 20 + participation : 10	: 10 Dramatic bonus : 2	<hr style="border: 1px solid red; width: 50px; margin: 0 auto;"/> 126
Defence Score	: 10 Dramatic bonus : 2	: 10 Dramatic bonus : 2	: 10 Dramatic bonus : 2	: 10 Dramatic bonus : 2	: 10 Dramatic bonus : 2	: 10 Dramatic bonus : 2	: 10 Dramatic bonus : 2	: 20 + participation : 10	: 10 Dramatic bonus : 2	<hr style="border: 1px solid blue; width: 50px; margin: 0 auto;"/> 126

Prosecuting Round Won Defending Rounds Won



General Haig is accused of being the 'Butcher of the Somme'

How does the jury rule?

Guilty Not Guilty

Place Cards



Cut + Fold

Encourage lawyers to raise objections.
Encourage witnesses to use 'post its' / scraps of paper to communicate with their lawyers quietly during the trial.
Remind lawyers to end with 'no further questions'.
Remind witnesses and lawyers to pitch to the jury not the judge.
Let the trial flow whenever possible.

Judge



'Your Honour'



Remember to put your opinions about Haig to one side before the trial begins.
Give scores based only on what you see and hear during the trial.
Use post its / scrap paper to quietly communicate with other jury members during the trial.
Don't discuss the trial with witnesses or lawyers in our out of the courtroom.
Ensure the other jury members are focussed and listening carefully.
Take the jury out of the class / courtroom when deliberating the final verdict.
Leave a dramatic pause when reading out the final verdict.

Head Juror



Remember to put your opinions about Haig to one side before the trial begins.
Give scores based only on what you see and hear during the trial.
Use post its / scrap paper to quietly communicate with other jury members during the trial.
Don't discuss the trial with witnesses or lawyers in our out of the courtroom.
Ensure the other jury members are focussed and listening carefully.

Jury Member



Remember to put your opinions about Haig to one side before the trial begins.
Give scores based only on what you see and hear during the trial.
Use post its / scrap paper to quietly communicate with other jury members during the trial.
Don't discuss the trial with witnesses or lawyers in our out of the courtroom.
Ensure the other jury members are focussed and listening carefully.

Jury Member



Defence Lawyer



Remember to raise objections if opposing lawyers go off topic or 'harass' your witness.

Look for faults / lies with testimony of opposing witnesses.

Question errors during your cross-examination.

Keep questions reasonably short and simple.

Your main role during the debate round is to encourage others to speak out. Don't forget to end your questioning with the phrase 'no further questions'; Show any evidence provided by witnesses to the jury.

Defence Lawyer



Remember to raise objections if opposing lawyers go off topic or 'harass' your witness.

Look for faults / lies with testimony of opposing witnesses.

Question errors during your cross-examination.

Keep questions reasonably short and simple.

Your main role during the debate round is to encourage others to speak out. Don't forget to end your questioning with the phrase 'no further questions'; Show any evidence provided by witnesses to the jury.

Prosecution Lawyer



Remember to raise objections if opposing lawyers go off topic or 'harass' your witness.
Look for faults / lies with testimony of opposing witnesses.
Question errors during your cross-examination.
Keep questions reasonably short and simple.
Your main role during the debate round is to encourage others to speak out.
Don't forget to end your questioning with the phrase 'no further questions';
Show any evidence provided by witnesses to the jury.

Prosecution Lawyer



Remember to raise objections if opposing lawyers go off topic or 'harass' your witness.
Look for faults / lies with testimony of opposing witnesses.
Question errors during your cross-examination.
Keep questions reasonably short and simple.
Your main role during the debate round is to encourage others to speak out.
Don't forget to end your questioning with the phrase 'no further questions';
Show any evidence provided by witnesses to the jury.

Try to get into character during the trial.
Rub your chin and leave pauses after each question?

Mr Livesy



Historian



Try to get into character during the trial.
Sit straight and answer formally.
Salute Haig before you give your testimony?

Gen Gough



British Officer



Try to get into character during the trial.
Sit straight and answer formally.
Salute Haig before you give your testimony?

Officer



Allies / New Zealand



Try to get into character during the trial.
Sit straight and answer formally.
Salute Haig before you give your testimony?

Officer



Allies / England



use it!

Take a tissue / handkerchief to the witness stand and

Try to get into character during the trial.

Mother



Allies / Britain



Can you speak using a Welsh accent?

Try to get into character during the trial.

L. George



WW1 British Prime Minister



Try to get into character during the trial.
Hug your father at some point during the trial?

Haig Jr



Son of General Haig



Try to get into character during the trial.
Rub your chin and leave thoughtful pauses before answering questions?

Mr Hart



Historian / Author



Try to get into character during the trial.
Salute Haig as before you give your testimony?

Soldier



Allies / Britain



Try to get into character during the trial.
Can you speak using a German accent?

Officer



Central Powers / Germany



you are a hero!

This is the only time you get make people understand how hard it was to carry the weight of the war on your shoulders - make the most of your time on the stand -

Haig



Allies / Britain



when you own lawyer speaks.

Try to get into character during the trial.
Answer carefully and thoughtfully. Pause after each question asked for dramatic effect. Nod and agree

John D Clare



Historian / Website



FREE SAMPLE RESOURCE

Access the expanded trial resource



Expanded WW1 resources



PLUS THOUSANDS more

history teaching resources using the ...



icHistory Full Site Pass Discount.

www.icHistory.com

